



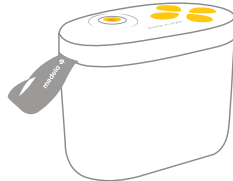

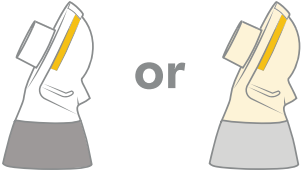



































# Which Connector When?



Medela breast pumps are designed to work only with specific parts. Using the right connectors is important for optimal performance. Only use the compatible connectors designed for your breast pump identified below.

**! USING THE WRONG PARTS CAN CAUSE IRREVERSIBLE DAMAGE TO THE BREAST PUMP.**

<h3>Symphony PLUS®</h3>     <th data-bbox="558 396 1050 1443"><h3>Pump In Style® with MaxFlow™</h3>   <th data-bbox="1050 396 1541 1443"><h3>Harmony®</h3>   <th data-bbox="1541 396 2041 1443"><h3>Pump In Style® Advanced</h3>   </th></th></th>	<h3>Pump In Style® with MaxFlow™</h3>     <th data-bbox="1050 396 1541 1443"><h3>Harmony®</h3>   <th data-bbox="1541 396 2041 1443"><h3>Pump In Style® Advanced</h3>   </th></th>	<h3>Harmony®</h3>     <th data-bbox="1541 396 2041 1443"><h3>Pump In Style® Advanced</h3>   </th>	<h3>Pump In Style® Advanced</h3>    
--	---	--	--

Contact Customer Service at 800-435-8316 with any questions about compatibility. We are here to help!

Content appearance may vary from pictures. Medela wordmark and logo, Symphony PLUS, Pump in Style and Harmony are registered in the U.S. Patent and Trademark Office. MaxFlow is a trademark of Medela. 1549725 A 0321 © 2021 4551496