











Breast Pump Features	AA battery-option		Rechargeable battery-option						
	Lansinoh SmartPump 2.0	Medela PIS with MaxFlow ¹	Cimilre S6+	Cimilre S5+	Cimilre P1	Medela Swing Maxi	Spectra S1 Plus	Spectra SG Portable	Zomee Z2
									
Item ID	53216	101041360	S6P-100-00-00	S5P000	P1-100-00-00	101043614	SP08-L1	MM011450	ZOMEE Z2
Weight	3 lbs	1.2 lbs	1.9 lbs	0.9 lbs	0.55 lbs	<1 lb	3 lbs	1.5 lbs	< 1 lb
Flange Sizes	25mm	24mm	21mm, 24mm	21mm, 24mm	21mm, 24mm	21mm, 24mm	24mm, 28mm	24mm, 28mm	21mm, 24mm
Warranty	1 yr	1 yr	2 yr	2 yr	2 yr	1 yr	2 yr	2 yr	2 yr
Max Suction Strength ²	-250 mmHg	-295 mmHg	-285 mmHg	-295 mmHg	-285 mmHg	-270 mmHg	-270 mmHg	-270 mmHg	-260 mmHg
Skinny Neck Bottles		✓				✓			
Wide Neck Bottles	✓		✓	✓	✓		✓	✓	✓
Bluetooth	✓					✓			
Digital Display	✓		✓	✓	✓		✓	✓	✓
Personalize			✓	✓	✓				
Noise Level ²	Not available	Not available	<45 dB	<45 dB	<45 dB	Not available	Not available	Not available	≤40 dB
Night-Light			✓				✓		✓
Dual Motor				✓				✓	
Independently Adjustable Speed & Suction			✓				✓ ³		
Letdown/Expression Mode(s)	✓	✓	✓	✓	✓	✓	✓	✓	✓

¹ External battery pack. ² Provided by manufacturers. ³ Only in Expression Mode.

Breast Pump Comparison

Breast Pump Features	Wearable				Stationary	
	Elvie Pump Double Electric Breast Pump	Elvie Stride Hands-Free Breast Pump	Medela Freestyle Hands-free Breast Pump	Willow [®] 3.0 Wearable Breast Pump	Cimilre S6	Spectra S2 Plus
						
Item ID	EP01-02	EB01-02	101044164	PDW48	S6-100-00-00	SP06-L1
Weight	~1 lb combined	~1 lb combined	0.98 lbs combined	~1 lb combined	1.7 lbs	2.5 lbs
Flange Sizes	24mm, 28mm	24mm	21mm, 24mm	24mm	21mm, 24mm	24mm, 28mm
Warranty	2 yr	2 yr	1 yr	1 yr	2 yr	2 yr
Max Suction Strength ²	-220 mmHg	-300 mmHg	-245 mmHg	-245 mmHg	-285 mmHg	-270 mmHg
Skinny Neck Bottles	✓		✓			
Wide Neck Bottles					✓	✓
Bluetooth	✓	✓	✓	✓		
Digital Display	✓ ⁴	✓ ⁴	✓	✓ ⁴	✓	✓
Personalize					✓	
Noise Level ²	No discernable dB level	No discernable dB level	Not available	Not available	<45 dB	Not available
Night-Light					✓	✓
Dual Motor						
Independently Adjustable Speed & Suction					✓	✓ ³
Letdown/Expression Mode(s)	✓	✓	✓	✓	✓	✓

² Provided by manufacturers.

³ Only in Expression Mode. ⁴ Digital display is on mobile app.